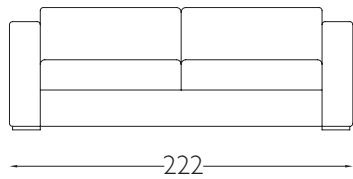
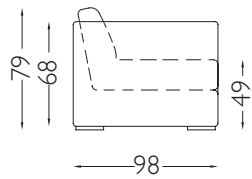


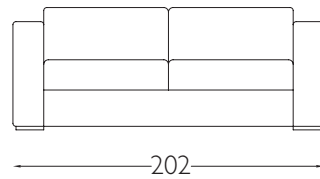
## SLEEPY

### Technical features

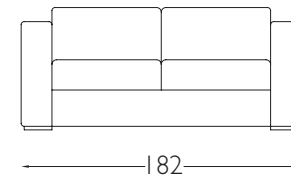
- COVERING** Fabric
- COVER REMOVAL** Completely removable
- FEET** Armrest: corner wengè feet w 3,5cm  
Spring: plastic feet Ø 2,5cm w 8cm
- FRAME** Solid wood supporting structure, remaining parts with agglomerated wood and particle board panels in class E1 and hardboard sheets
- PADDING** In non-deformable polyurethane foam in the following densities: **SEAT CUSHIONS** eco elast 35 covered with PRS AV/150 resinate; **BACKREST-CUSHION HOLDER** CDS 18 plates; Mina Comfort padding covered with PolCot canvas; **ARMREST** PF30 plate covered with PRS AV/150 resinate
- BED VERSION** Available. Electro-welded spring combined to a w 12cm non-deformable polyurethane foam mattress



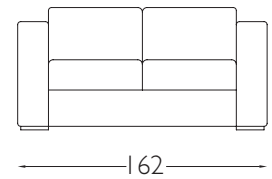
3 SEATS MAXI SOFA



3 SEATS SOFA



2,5 SEATS SOFA



2 SEATS SOFA

