
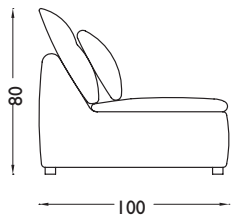



Technical features

COVERING	Fabric
COVER REMOVAL	Completely removable in fabric version
FEET	Armrest: corner foot in white painted wood w 3cm with chrome profile w 0,5cm Elements: non-slip plastic foot w 3cm
FRAME	Solid wood supporting structure, remaining parts with agglomerated wood and particle board panels in class E1 and hardboard sheets. All covered with polyurethane foam
SITTING	With use of elastic bands
PADDING	Seat cushions in non-deformable polyurethane foam type T30 covered with 300gr thermophond Backrest in non-deformable polyurethane foam type T18S covered with 300gr thermophond Loinrest cushions in mixed feather covered with Pelleovo cotton canvas
BED VERSION	Not available


OSAKA



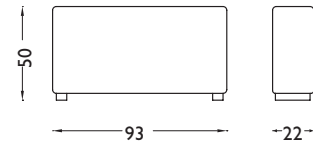
MAXI CENTRAL ELEMENT



MEDIUM CENTRAL ELEMENT

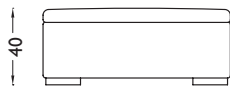


MINI CENTRAL ELEMENT




ARMREST

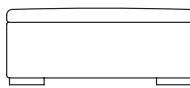
OSAKA



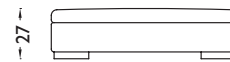
TALL SQUARED POUFF



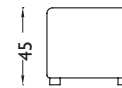
SMALL SQUARED POUFF




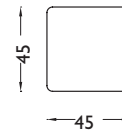
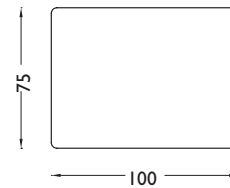
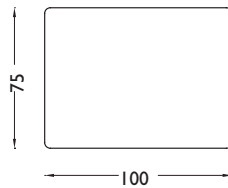
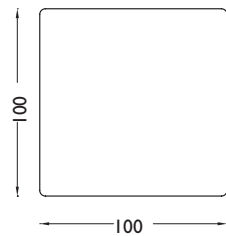
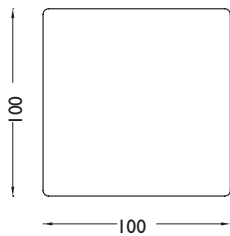
TALL RECTANGULAR POUFF



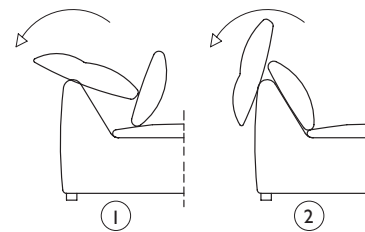
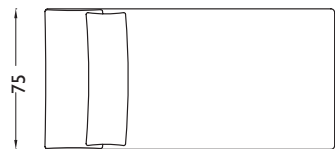
SMALL RECTANGULAR POUFF



SQUARED POUFF



CHAISE LONGUE



TURNING BACKREST

effesalotti