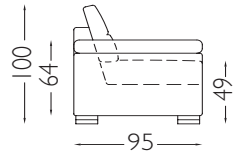


MOON

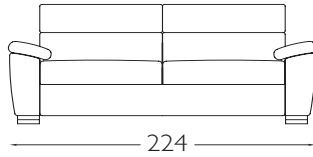
effesalotti

Technical features

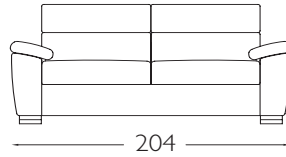
COVERING	Fabric
COVER REMOVAL	Completely removable
FEET	Corner wengè feet with a 0,5 chromed profile
FRAME	Solid wood supporting structure, remaining parts with agglomerated wood and particle board panels in class E1 and hardboard sheets.
PADDING	In non-deformable polyurethane foam in the following densities: SEAT polyurethane foam D.25 + gr 200/sqm resinate; BACK, FRONT-BOARD, ARMREST polyurethane foam D.NF 18/40 + gr 200/sqm resinate; BACKREST polyurethane foam D.NF 18/12 + gr 200/sqm resinate;
BED VERSION	Available. Electro-welded spring with elastic bands combined with a non-deformable polyurethane foam mattress which can be w 12cm (density 21kg/m ³) or w 18cm (density 25kg/m ³)



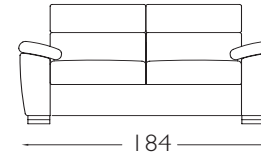
MATTRESS W 12CM
MATTRESS W 18CM



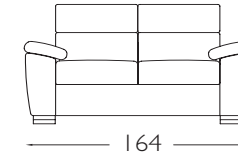
3 SEATS MAXI SOFA



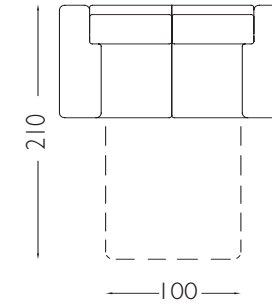
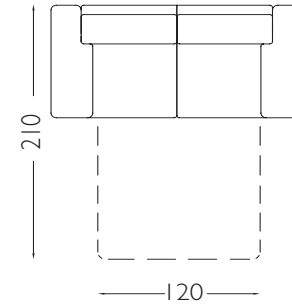
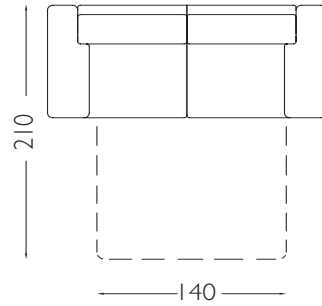
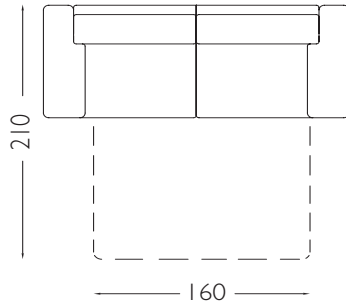
3 SEATS SOFA



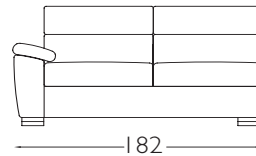
2,5 SEATS SOFA



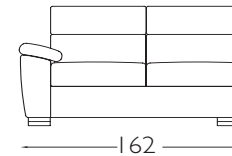
2 SEATS SOFA



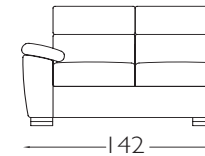
LEFT - RIGHT
3 SEATS MAXI ELEMENT



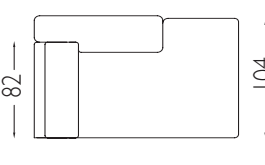
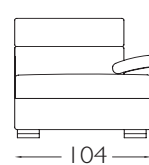
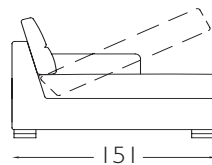
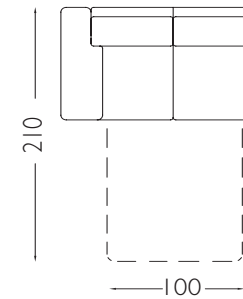
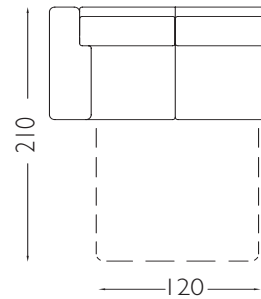
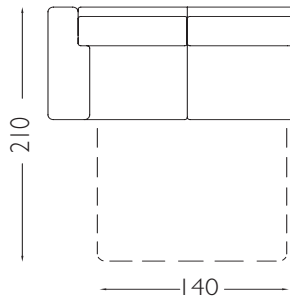
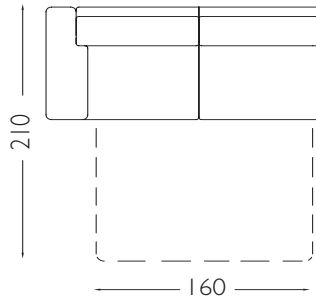
LEFT - RIGHT
3 SEATS ELEMENT



LEFT - RIGHT
2,5 SEATS ELEMENT



LEFT - RIGHT
2 SEATS ELEMENT



LEFT - RIGHT CHAISE LONGUE WITH BOX