

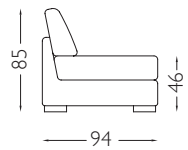
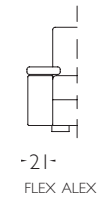
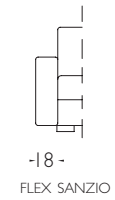
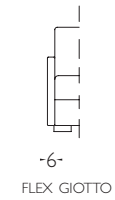
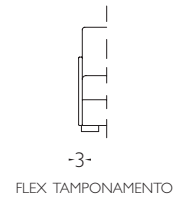
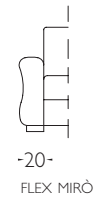
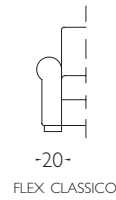
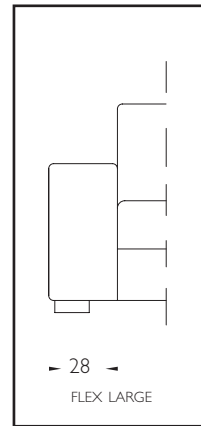
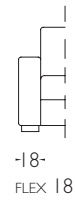
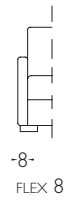
FLEX LARGE

effesalotti

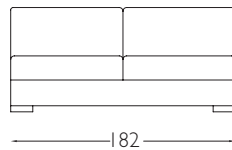
Technical features

COVERING	Fabric
COVER REMOVAL	Completely removable
FEET	Armrest: wengè corner feet w 4cm Spring: plastic feet Ø 2,5cm, w 8cm
FRAME	Solid wood supporting structure, remaining parts with agglomerated wood and particle board panels in class E1 and hardboard sheets.
PADDING	In non-deformable polyurethane foam in the following densities: SEAT CUSHIONS D.30SV low seat (mat. w 18) covered with gr 200/sqm resinate, D.25NCY tall seat (mat. w 12) covered with gr200/sqm resinate; FRONT BOARD gr 50/sqm wadding layer coupled with 150/sqm resinate; BACKREST 2cm thick D.S18 plate, gr 50/sqm wadding layer coupled with 150/sqm resinate; PILLOW-HOLDER BACKREST 7cm thick D.S18 plate, gr 50/sqm wadding layer coupled with 150/sqm resinate; ARMREST CUSHION 3cm thick D.18D plate, gr 50/sqm wadding layer
BED VERSION	coupled with 150/sqm resinate Available. Electro-welded spring with elastic bands combined with a non-deformable polyurethane foam mattress which can be w12 (density 21kg/m ³) or w18 (density 25kg/m ³)

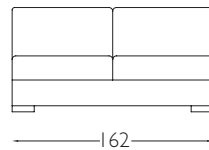
Our FLEX collection



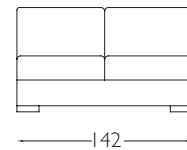
MATTRESS W 12CM



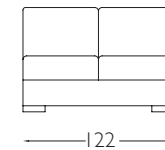
3 SEATS MAXI SOFA
(L 238cm)



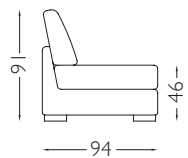
3 SEATS SOFA
(L 218cm)



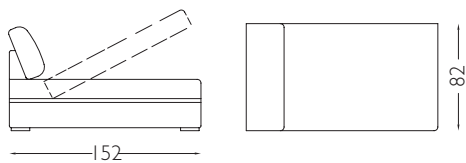
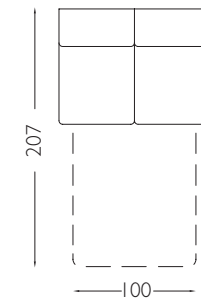
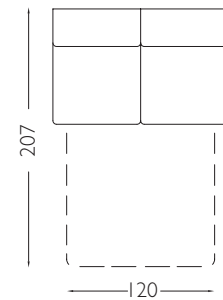
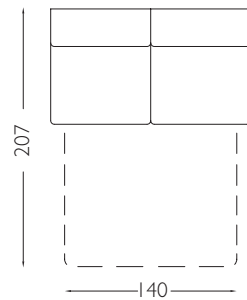
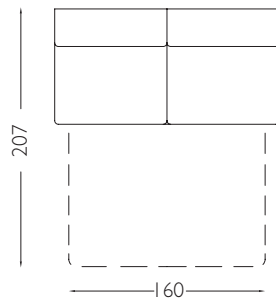
2,5 SEATS SOFA
(L 198cm)



2 SEATS SOFA
(L 178cm)



MATTRESS W 18CM



LEFT - RIGHT CHAISE LONGUE WITH BOX