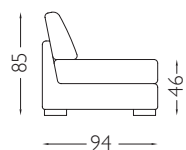
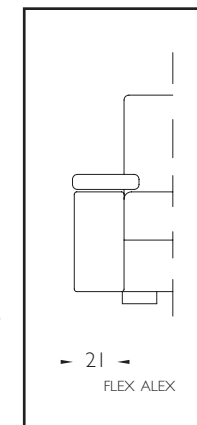
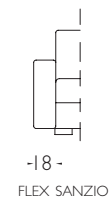
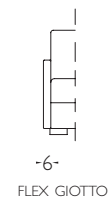
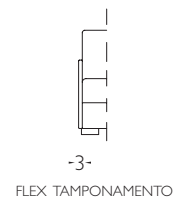
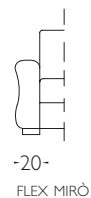
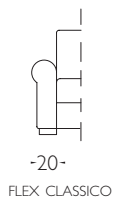
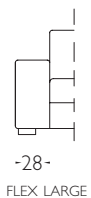
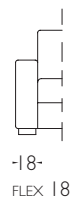
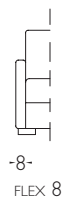


## Technical features

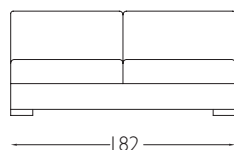
---

<b>COVERING</b>	Fabric
<b>COVER REMOVAL</b>	Completely removable
<b>FEET</b>	Armrest: corner wengè feet w 4cm Spring: plastic feet Ø 2,5cm, w 8cm
<b>FRAME</b>	Solid wood supporting structure, remaining parts with agglomerated wood and particle board panels in class E1 and hardboard sheets.
<b>PADDING</b>	In non-deformable polyurethane foam in the following densities: <b>SEAT CUSHIONS</b> D.30SV low seat (mat. w 18) covered with gr200/sqm resinate, D.25NCY tall seat (mat. w 12) covered with gr200/sqm resinate; <b>FRONT BOARD</b> gr 50/sqm wadding layer coupled with 150/sqm resinate; <b>BACKREST</b> 2cm thick D.S18 plate, gr 50/sqm wadding layer coupled with 150/sqm resinate; <b>PILLOW-HOLDER BACKREST</b> 7cm thick D.S18 plate + 3cm thick D.S18 side plate, gr 200/sqm resinate; <b>ARMREST CUSHION</b> D.18D plate covered with gr 300/sqm thermophond.
<b>BED VERSION</b>	Available. Electro-welded spring with elastic bands combined with a non-deformable polyurethane foam mattress which can be w12 (density 21kg/m³) or w18 density 25kg/m³)

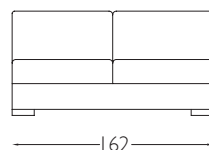
Our FLEX collection



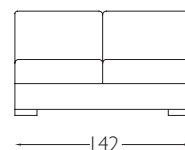
MATTRESS W 12CM



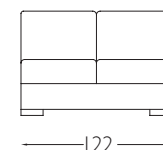
3 SEATS MAXI SOFA  
(L 224cm)



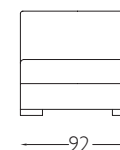
3 SEATS SOFA  
(L 204cm)



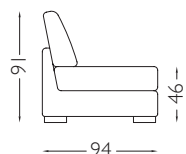
2,5 SEATS SOFA  
(L 184cm)



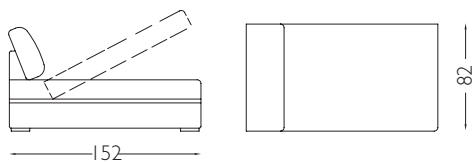
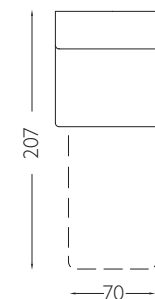
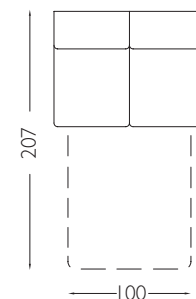
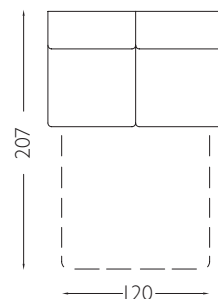
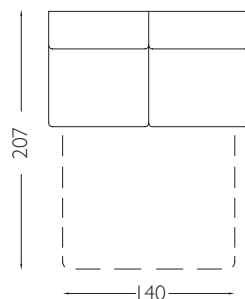
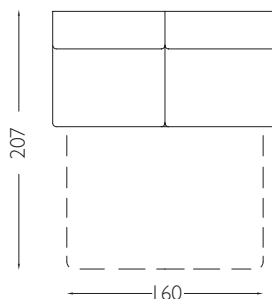
2 SEATS SOFA  
(L 164cm)



ARMCHAIR  
(L 134cm)



MATTRESS W 18CM



LEFT - RIGHT CHAISE LONGUE WITH BOX