

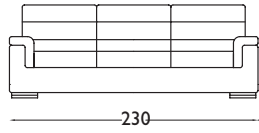
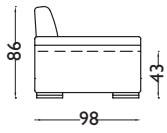
EDDY

effesalotti

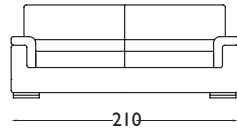
Technical features

COVERING	Fabric
COVER REMOVAL	Completely removable
FEET	Front: wengè wood w 5cm with a chromed profile w 0,5cm Back: black plastic Ø 6cm, w 5cm
FRAME	Solid wood supporting structure, remaining parts with agglomerated wood and particle board panels in class E1 and hardboard sheets. All covered with polyurethane foam
SITTING	With use of elastic bands
PADDING	Seat cushion in non-deformable polyurethane foam type T25S covered with 350gr thermophond Backrest in non-deformable polyurethane foam type T18S covered with 350gr thermophond
BED VERSION	Available. Two-fold electro-welded spring combined with a w 10cm non-deformable polyurethane foam mattress covered with lozenges cotton fabric

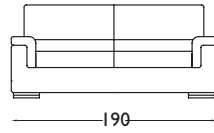
EDDY



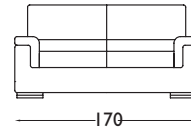
3 SEATS MAXI SOFA



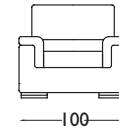
3 SEATS SOFA



2,5 SEATS SOFA

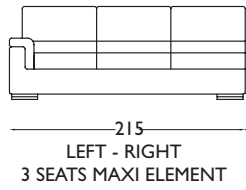
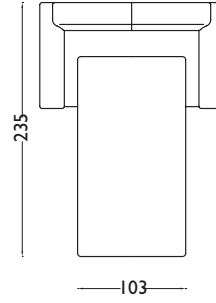
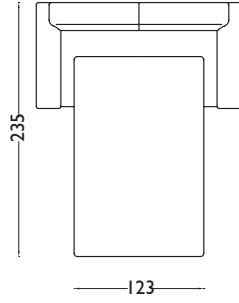
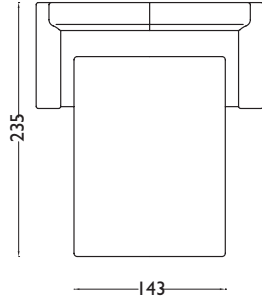
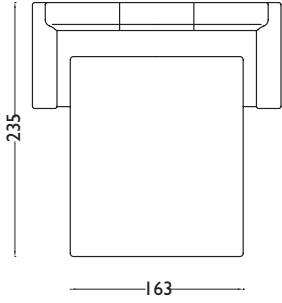


2 SEATS SOFA

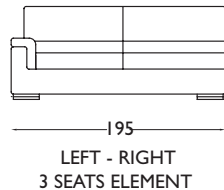


ARMCHAIR

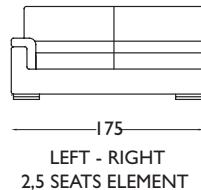
effesalotti



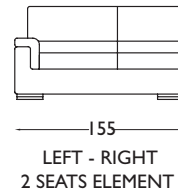
LEFT - RIGHT
3 SEATS MAXI ELEMENT



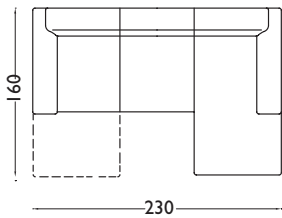
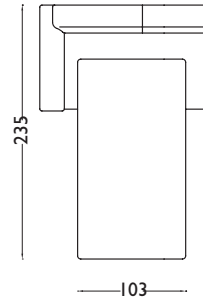
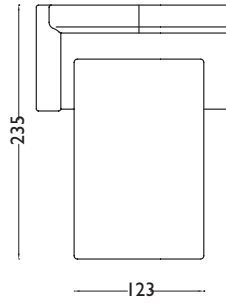
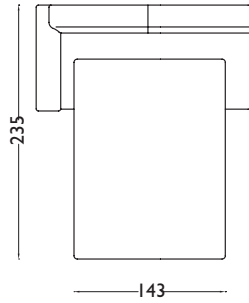
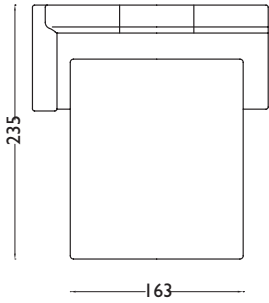
LEFT - RIGHT
3 SEATS ELEMENT



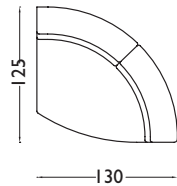
LEFT - RIGHT
2,5 SEATS ELEMENT



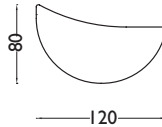
LEFT - RIGHT
2 SEATS ELEMENT



LEFT - RIGHT
3 SEATS MAXI SOFA + POUFF



ROUND CORNER



CRESCENT-SHAPED POUFF