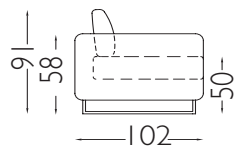


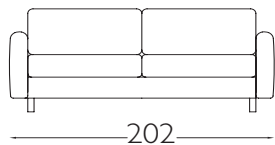
## Caratteristiche tecniche

---

- RIVESTIMENTO** Tessuto - Caratteristiche e manutenzione rivestimento, consultare relative schede tecniche
- SFODERABILITÀ** Completamente sfoderabile
- PIEDE** In metallo cromato tipo "slitta" h 12cm
- FUSTO** Struttura portante in legno massello/multistrato, parti rimanenti in pannelli con particelle di legno agglomerate in classe E1 e faesite
- IMBOTTITURE** In poliuretano espanso indeformabile nelle seguenti densità: **SEDUTA** imbottitura T 30 E, rivestimento falda HF SA/350; **SPONDA** imbottitura T18 D, rivestimento resinato gr 150/mq; **RETRO** imbottitura T18 D, rivestimento resinato gr 150/mq; **SCHIENALE** imbottitura CDS18; **POGGIARENI** imbottitura resinato fiocco, rivestimento TNT;
- VERSIONE LETTO** Rete elettrosaldata + cinghie abbinata a materasso in poliuretano espanso rivestito con tela trapuntata. Materasso h12 densità 21kg/mc



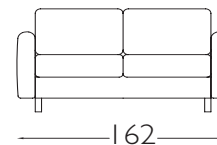
MATERASSO H 12



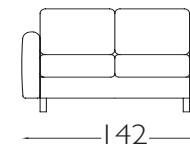
DIVANO 3 POSTI MAXI



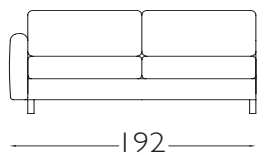
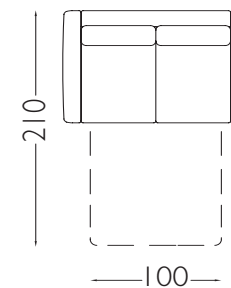
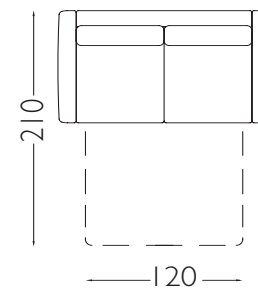
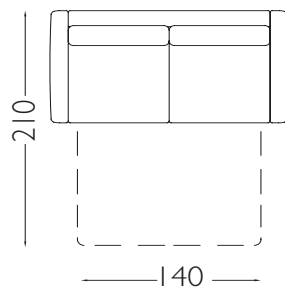
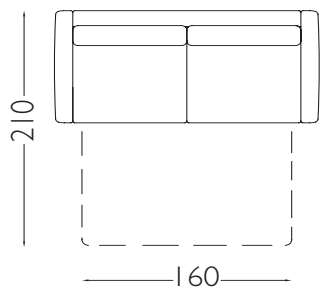
DIVANO 3 POSTI



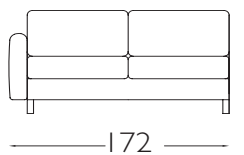
DIVANO INTERMEDIO



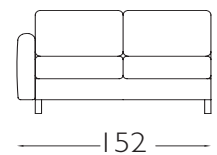
DIVANO 2 POSTI



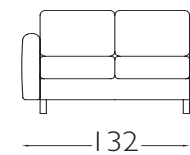
TERMINALE 3 POSTI MAXI DX/SX



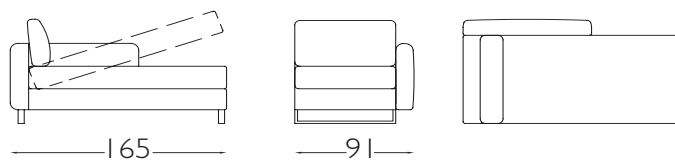
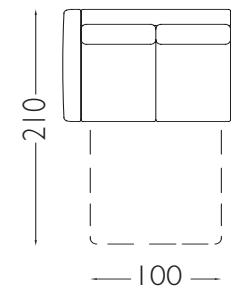
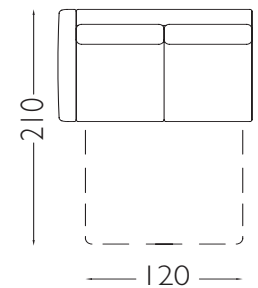
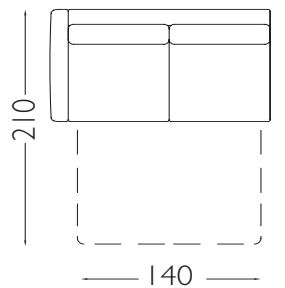
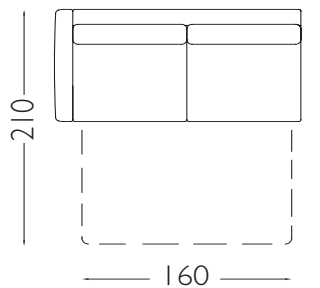
TERMINALE 3 POSTI DX/SX



TERMINALE INTERMEDIO DX/SX



TERMINALE 2 POSTI DX/SX



CHAISE LONGUE CONTENITORE DX/SX