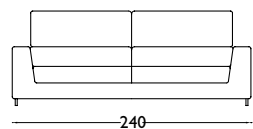
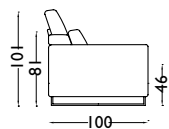


CAROL - piede in metallo h 12cm

Caratteristiche tecniche

RIVESTIMENTO	Tessuto/Pelle - Caratteristiche e manutenzione rivestimento, consultare relative schede tecniche
SFODERABILITÀ	Versione tessuto completamente sfoderabile Versione pelle solo i cuscini seduta e schienale
PIEDE	In metallo h 12cm
FUSTO	Struttura portante in legno massello, parti rimanenti con pannelli in particelle di legno agglomerate in classe E1 e lastre di faesite. il tutto ricoperto in poliuretano espanso
MOLLEGGIO SEDUTA	Con impiego di nastri elastici
IMBOTTITURE	Cuscini seduta in poliuretano espanso indeformabile tipo TL25 ricoperti da termofalda da 300gr Cuscini schienale: interno in misto piuma, esterno tessuto in tela di cotone tipo Pelleovo
BORDINO	Nella versione in pelle non può essere realizzato il bordino Nella versione in tessuto indicare se il modello va realizzato con il bordino o senza. In caso di impiego di bordino specificare il tessuto
VERSIONE LETTO	Non disponibile



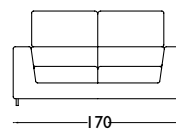
DIVANO 3 POSTI MAXI



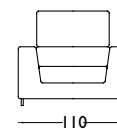
DIVANO 3 POSTI



DIVANO INTERMEDIO



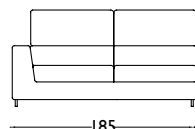
DIVANO 2 POSTI



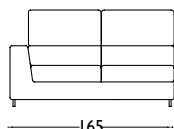
POLTRONA



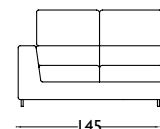
ELEMENTO CENTRALE
1 POSTO



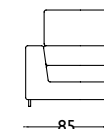
TERMINALE 3 POSTI DX/SX



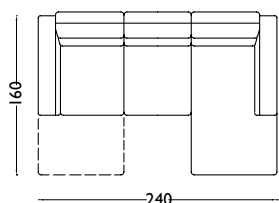
TERMINALE INTERMEDIO DX/SX



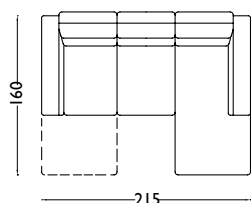
TERMINALE 2 POSTI DX/SX



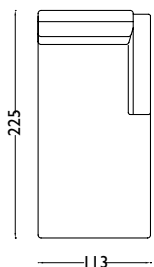
TERMINALE 1 POSTO DX/SX



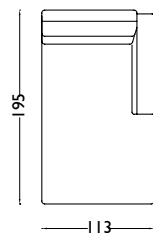
DIVANO 3 POSTI MAXI+
ELEMENTO POUFF DX/SX



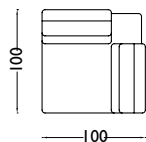
DIVANO 3 POSTI+
ELEMENTO POUFF DX/SX



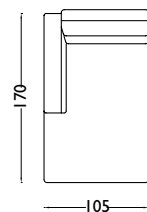
ANGOLO
PENISOLA POUFF DX/SX



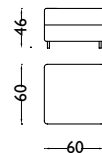
ANGOLO
PENISOLA POUFF MINI DX/SX



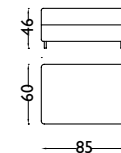
ANGOLO RETTO



CHAISE LONGUE DX/SX



POUFF
QUADRATO



POUFF
RETTANGOLARE